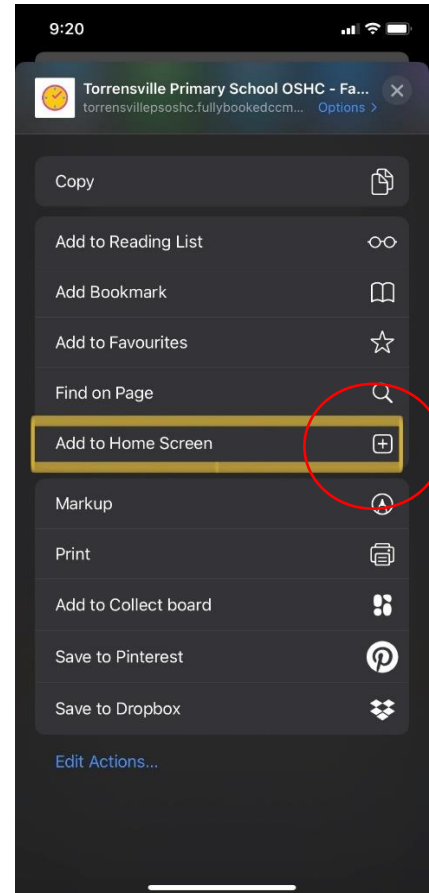
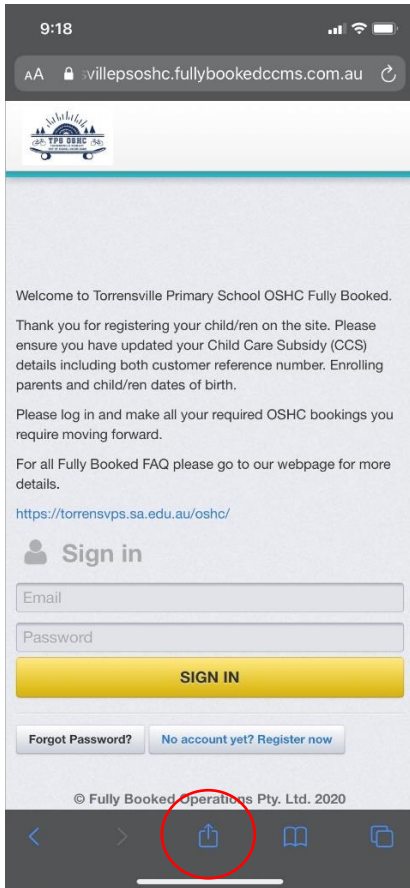
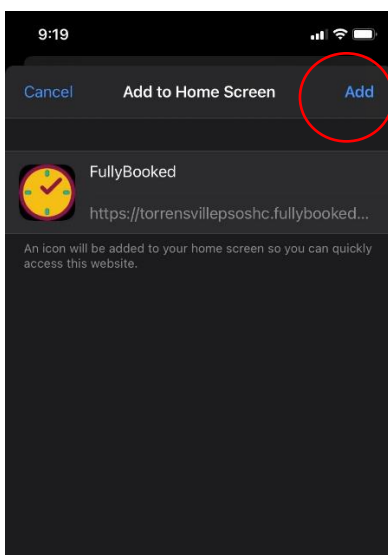


# Loading OSHC Booking Portal onto your phone (iPhone)

1. Type in the website address  
<https://torrensvillepsoshc.fullybookedccms.com.au/family/login>  
Or open an email which will take you to the link
2. Click on the box with the arrow at the very bottom
3. Scroll down and click on option to “Add to Home Screen”



4. Click on Add at the top right and it will load onto iPhone / Ipad screen.



The Fully booked logo will appear on your iPhone / iPad home screen like an App. You can now log in at any time to make bookings, cancellations and update any OSHC information