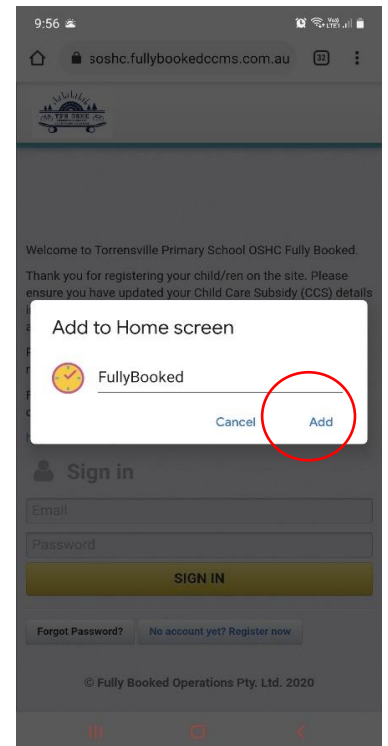
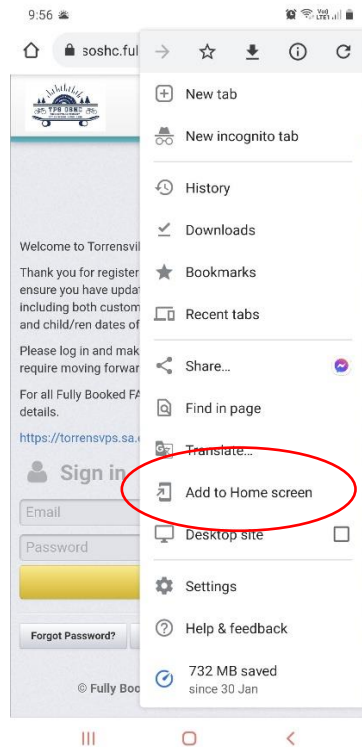
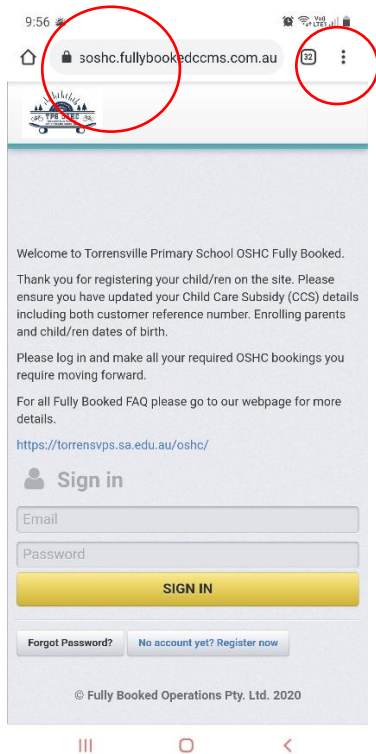
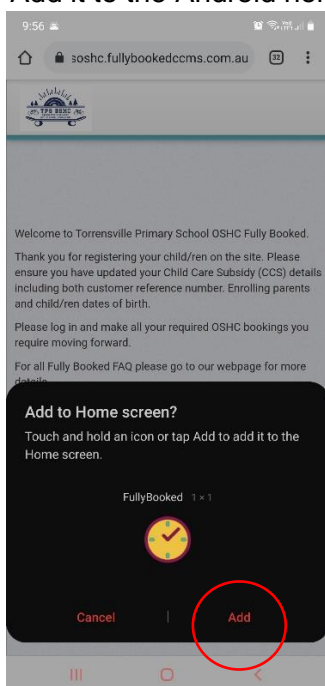


Loading OSHC Booking Portal onto your phone (Android)

1. Type in the website address
<https://torrensvillepsoshc.fullybookedccms.com.au/family/login>
Or open an email which will take you to the link
2. Click on the three dots in the right hand corner
3. Scroll down and click on option to "Add to Home Screen" then Add.



3. Touch and hold an icon or tap to Add to Add it to the Android home screen.



The Fully booked logo will appear on your Android device home screen like an App. You can now log in at any time to make bookings, cancellations and update any OSHC information